



Angel Eyes E300S User Manual

Features

1. Rectangle EDC Angle LED Flashlights
2. Made of aluminum alloy with Hard Anodization III finish
3. Oil cooling
4. 3 x CREE XP-G3 S5 LEDs, max output 2000 lumens
5. 3 x Nichia 219C LEDs, max output 1200 lumens
6. Uses rechargeable Li-polymer 2200mAh battery
7. Max runtime up to 25 days (Nichia version)
8. Micro USB charging
9. Breathing charging indicator and low battery indicator
10. Over charge and discharge protection
11. Internal thermal control sensor
12. Ergonomic design for a comfortable
13. Heat dissipation and anti-slippery grooves
14. Strong detachable reversible pocket clip
15. Stand capability

Applications

1. Everyday carry
2. Headlamp*
3. Chest pocket light
4. Bike light*

*Accessory for Headlamp and Bike light will come soon.

Parameters

Body Material: 6063 aerospace aluminum alloy
 Clip & bezel material: Stainless steel
 Dimensions: L101mm x W36.7mm x H17.3mm
 Weight: 96g
 Accessories: 1 x 1m paracord, 1 x Clip, 1 x Micro USB cable, 1 x extra USB port cover

Battery

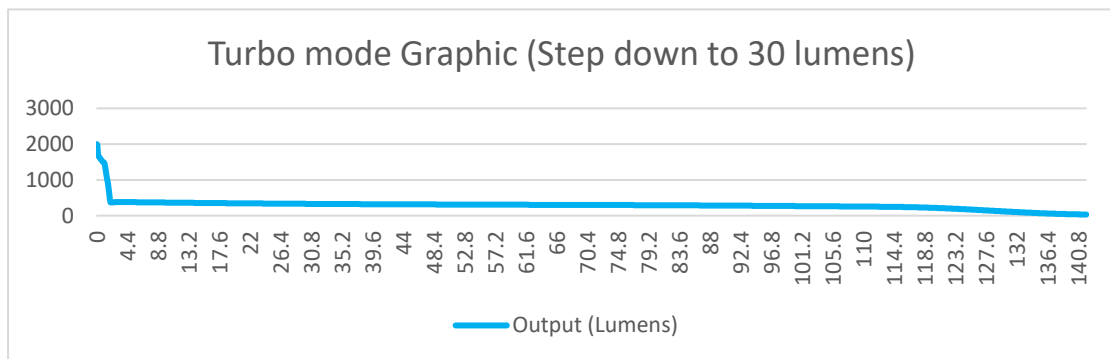
Type	Size	Typical capacity	Standard voltage
Lithium Polymer	115034	2200mAh	4.2V

Specifications

XP-G3 LEDs

	Moonlight	Low	Medium	High	Turbo	Strobe	SOS
	5 lm	60 lm	500 lm	1000 lm	2000 lm	2000 lm	/
	20 days	1080 mins	200 mins	360 mins	210 mins	/	/
	13500cd						
	197m						
	1.5m						
	/						

*The runtime was tested till the output step down to 1 lumen.



Nichia LEDs

	Moonlight	Low	Medium	High	Turbo	Strobe	SOS
	1 lm	50 lm	350 lm	800 lm	1200 lm	1200 lm	/
	25 days	1180 mins	260 mins	360 mins	215 mins	/	/
	9500cd						
	147m						



Angel Eyes E300S User Manual

User Interface

Top switch

1. Press and hold for Momentary ON (Turbo mode), release to turn off
2. Double click for strobe, on strobe mode, click to cycle through Strobe-SOS-Signal light
3. On any mode, long press (0.3s) to turn off

Side switch

MODE 1: Starting from moonlight

1. Long press (0.5s) to turn ON from Moonlight (5 lumens)
2. Click to cycle through Low-Med-High-Turbo
3. Working on any mode over 180 seconds, click to turn off
4. On any mode, long press (0.3s) to turn off

NOTE: Other side switch modes are inactive when the light is on one mode.

MODE 2: Infinite variable brightness adjust

1. Double click to turn on at 250 lumens
2. Press (0.3s) and hold to infinitely adjust brightness with a cycle of 250-2000-60-2000 lumens, Release to stay the brightness you need
3. Click to turn off
4. Memory: working on any brightness for over 3 minutes, it will come back to the brightness when turned on next time.

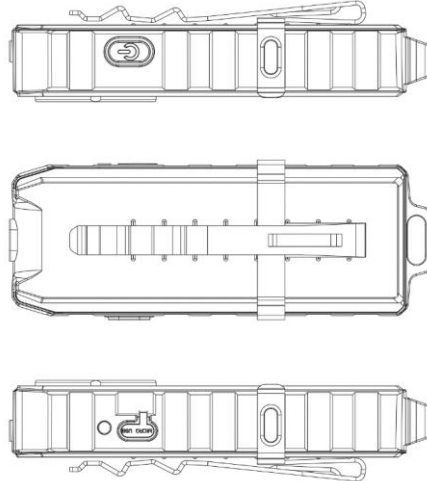
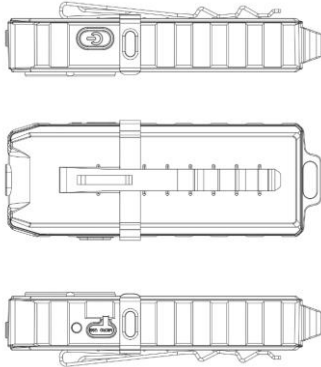
MODE 3: Sole Medium

1. Triple click for Medium (500 lumens)
2. Click to turn off

Step down:

1. Turbo: the output will step down to 350 lumens in 2 minutes or if the internal temperature is over 80 degrees depending on which criteria comes first.
2. High: the output will step down to 250 lumens in 2 minutes or if the internal temperature is over 80 degrees depending on which criteria comes first.

Pocket clip (Stainless steel)



Charging

Charging voltage: 5V
Charging current: Max 2.2Ah
Charging time: 90 minutes

Low battery indicator

When the battery is low, the indicator will turn red reminding to charge the battery.

*The indicator could be manually turned off with click the side switch once when the light is not working, and after 5 minutes the indicator will turn red again to remind low battery. If the light is working, the indicator can't be turned off.

Charging indicator

Breathing between red & blue: charging
Solid blue: charging complete

Warning!

Do not look directly into the light when it is switched on.
Do not point the light at human or animal eyes.
Do not permit children to use the flashlight unsupervised.

Warranty Service

Two year international warranty.
After the free maintenance period has expired, the maintenance service will charge for material expense only, free of labor expenses.

Runfree Equipment Technology (Hong Kong) Co., Limited

Website: www.rovyvon.com

E-mail: info@rovyvon.com

Address: Address: UNIT 04, 7/F, BRIGHT WAY TOWER, NO. 33 MONG KOK ROAD, KOWLOON, HONGKONG.